

The N2PK Vector Network Analyzer (N2PK VNA)



Original by Paul Kiciak, N2PK, 2007 * (*Pages edited or added by VE7WRS, 2009)

What Does “Vector” Mean?

- Vector: magnitude & direction (angle)

What Does “Vector” Mean?

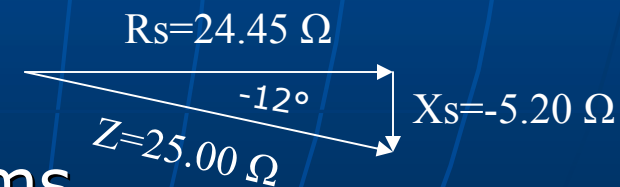
- Vector: magnitude & direction (angle)
- Scalar: magnitude only
 - 22 MPH, 50 ohms, 6 dB, VSWR

What Does “Vector” Mean?

- Vector: magnitude & direction (angle)
- Scalar: magnitude only
 - 22 MPH, 50 ohms, 6 dB, VSWR
- Vectors:
 - Wind: 22 MPH from SSE
 - Impedance: 25 ohms @ -12 degrees
 - Reflection: 0.50 @ 155 degrees

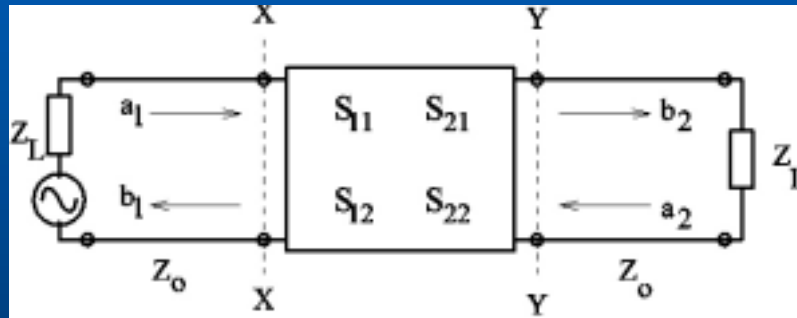
What Does “Vector” Mean?

- Vector: magnitude & direction (angle)
- Scalar: magnitude only
 - 22 MPH, 50 ohms, 6 dB
- Vectors:
 - Wind: 22 MPH from SSE
 - Impedance: 25 ohms @ -12 degrees
 - Reflection: 0.50 @ 155 degrees
- Polar vs. Rectangular Vectors
 - Equivalent representations
 - Polar: 25 ohms @ -12 deg.
 - Rectangular: 24.45-j5.20 ohms



Some “Networks”

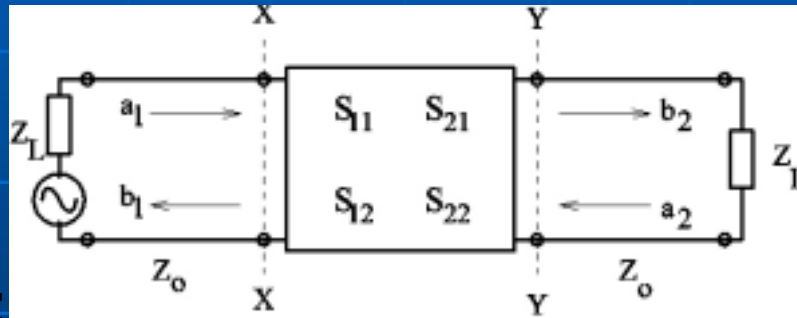
- General:
 - Black box: don't care what's inside
 - ‘Ports’ instead of ‘inputs’ & ‘outputs’
 - Number of Parameters: $N*N$ for N -port
 - DUT: N -Port Device Under Test
 - 2-port:



Some “Networks”

- General:

- Black box: don't care what's inside
- ‘Ports’ instead of ‘inputs’ & ‘outputs’
- Number of Parameters: $N \times N$ for N -port
- DUT: N -Port Device Under Test
- 2-port:



- Examples:

- 1-ports: antenna, R, L, C
- 2-ports: filters, pair of antennas
- 4-port: directional coupler

What Does A VNA Measure?

■ Reflection Parameters:

- Impedance*, Admittance*, SWR, Return Loss, Reflection Coefficient*
- Equivalent series & parallel R, L, C
 - Rs, Rp, Ls, Lp, Cs, Cp
- Q

Admittance = $1 / \text{Impedance}$

Return Loss (dB) = $10\log_{10}(P_T/P_R)$ "inverse of SWR"

Reflection Coefficient = $\Gamma = (Z_L - Z_s) / (Z_L + Z_s)$

s: source L: load

* Complex (vector)

What Does A VNA Measure?

■ Reflection Parameters:

- Impedance*, Admittance*, SWR, Return Loss, Reflection Coefficient*
- Equivalent series & parallel R, L, C
- Q

■ Transmission Parameters:

- Gain*, dB
- Group delay in seconds

What Does A VNA Measure?

■ Reflection Parameters:

- Impedance*, Admittance*, SWR, Return Loss, Reflection Coefficient*
- Equivalent series & parallel R, L, C
- Q

■ Transmission Parameters:

- Gain*, dB
- Group delay in seconds

■ Components:

- Antennas, coax, ...
- Inductors, capacitors, resistors
- Filters: crystal, LC, ...
- Amplifiers & attenuators
- Duplexers, diplexers, directional couplers, ...
- Diodes, transistors, ...

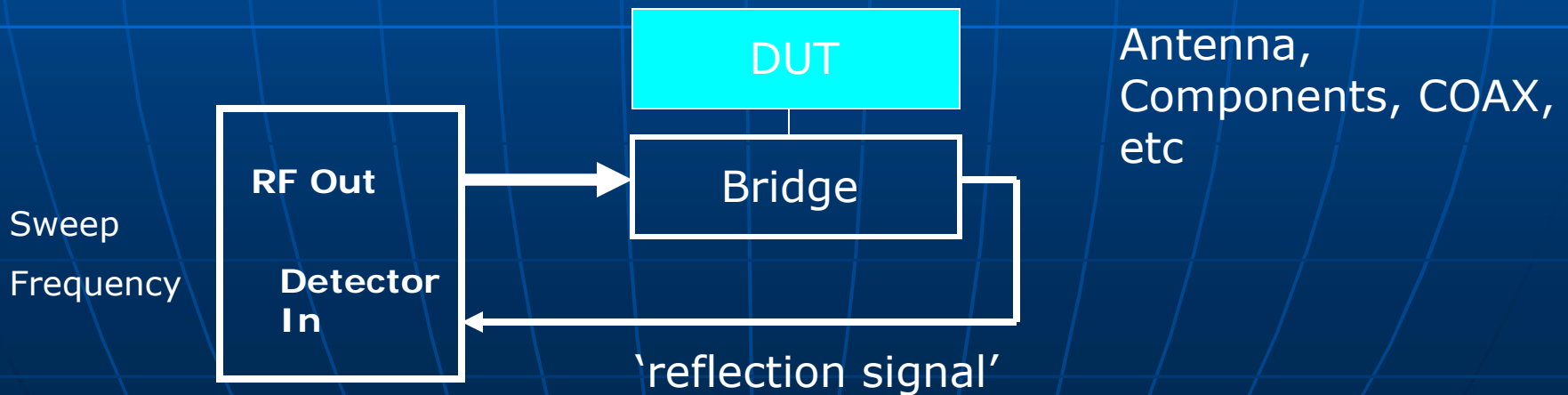
* Complex (vector)

Transmission? Reflection?

Single Detector - Transmission



Single Detector - Reflection



Some VNA History

HP 8410A – late 60's, 110 MHz-12.4 GHz



HP 8753C – late 80's, 300 kHz-6 GHz



Agilent E5071C – current, 9 kHz-3 GHz



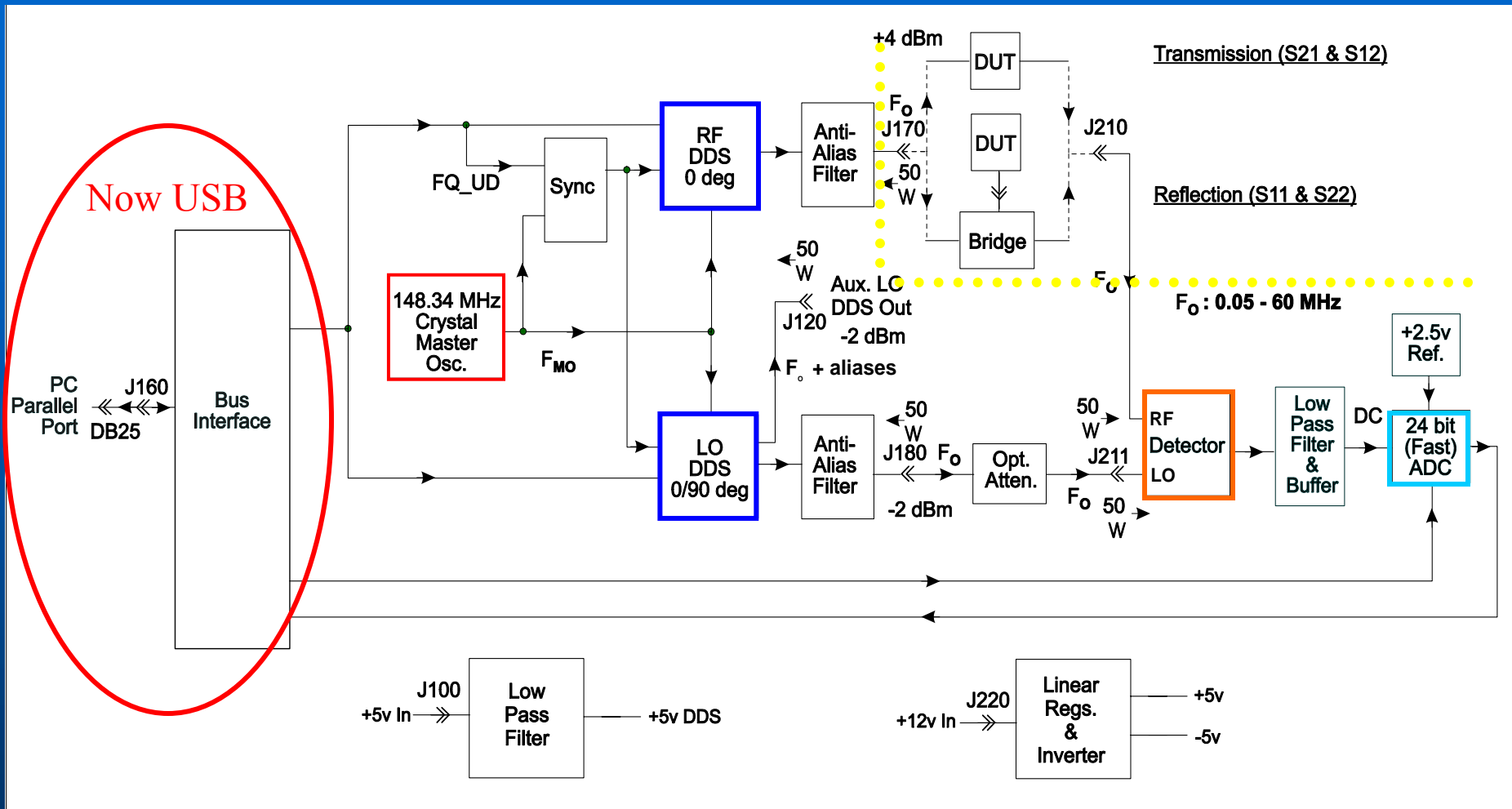
N2PK VNA (by VE3MM) – current, 50 kHz-60 MHz



Key Specs of the N2PK VNA

- Frequency Range:
 - VNA: **50 kHz – 60 MHz, 0.034 Hz steps**
 - LO source: <1 Hz with Hi-Z load
- Detectors options:
 - **Single or dual (dual allows simultaneous reflection and transmission)**
 - Slow, single rate (original)
 - Fast, variable rate
- Fast Detector Rates:
 - 10 rates, software selectable
 - 3.5 freqs/sec @ slowest rate
 - 900 freqs/sec @ fastest rate
- Dynamic Range (w/o averaging):
 - **>110 dB dynamic range @ slowest rate**
 - 90 dB dynamic range @ fastest rate
- Effective Detector RF Bandwidth:
 - **7 Hz @ slowest rate**
 - 3.4 kHz @ fastest rate
 - Virtually immune to external signals (antenna testing)
- No adjustments
- PC software controlled via Parallel port or USB port
- Homebrew: \$250 for a single detector version


How does the N2PK VNA work?



- RF & LO Direct Digital Synthesis (DDS) Sources
- Linear Detector: Synchronous Direct Conversion to DC
- Sequential Quadrature: 0 deg, then 90 deg, & the difference is VERY accurate
- 24 bit Analog to Digital Converter (ADC)

Hardware


Single Detector PCB



VE3IVM Dual Detector PCB



Reflection Bridge PCB



Power Board



Calibration standards



Some N2PK VNAs

SM0CFO+SM6PXJ



AG4AY



GM4SEK



W8WWV



OZ1DUG



VE7IT - standalone



Some more N2PK VNAs



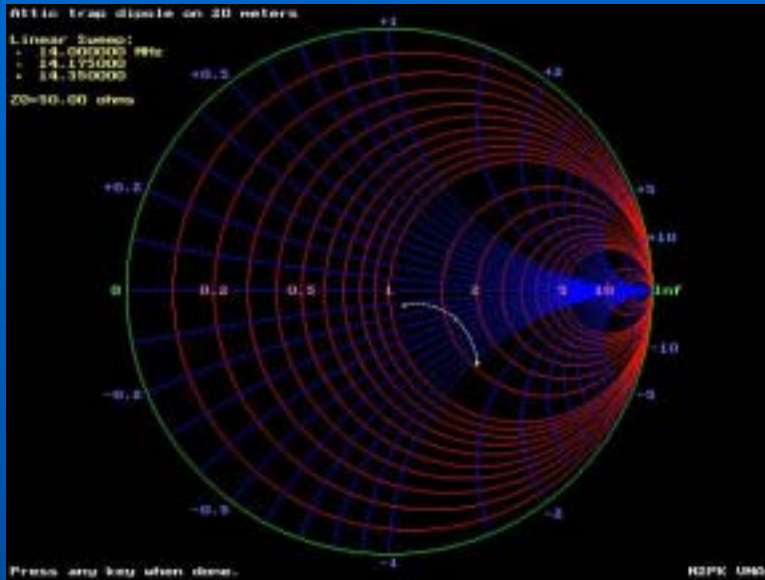
Added by WRS

Software

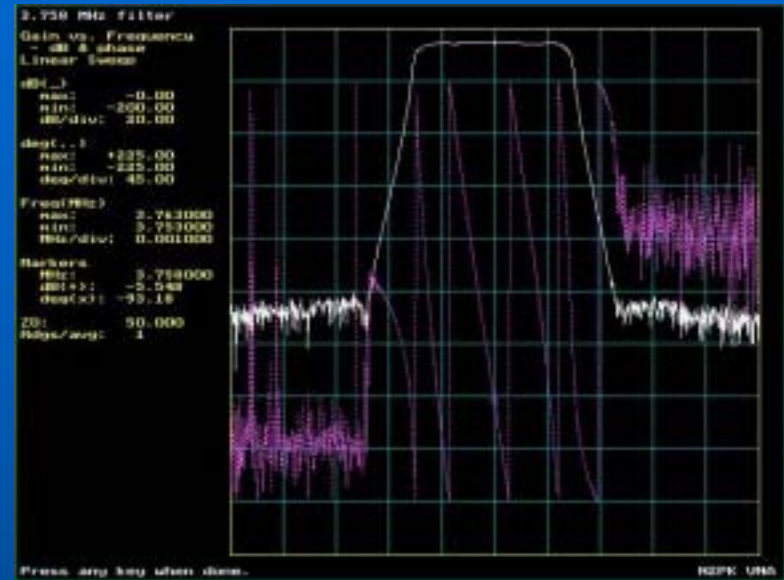
- **N2PK DOS based** (programs function in DOS or Windows)
 - Reflection
 - Open/Short/Load (OSL) calibration
 - Optional Low-Loss Capacitor (LLC) standard for low-loss & Hi-Q DUTs
 - Transmission
 - Through calibration (assumes 50 ohm source and load impedances)
 - Reflection & Transmission
 - OSL and Through – real time simultaneous reflection and transmission
 - Optional 12-term error correction with S-Parameter Test Set
 - Special Test Programs:
 - VNA RF Self-Test (V_s , Z_s , Z_d)
 - Crystals (F_s , F_p , R_m , L_m , C_m , C_o , Q)
 - Coax (Z_o , attenuation constants)
 - Component modeling (future)
- **Windows programs** (all do reflection or transmission & good graphics)
 - Exeter (W8WWV)
 - VNA4win (GM4PMK & GM3SEK)
 - WINVNA (OZ1DUG)
 - MyVNA (G8KBB, Dave Roberts) Presently my favorite !!! (WRS)

Some Test Results

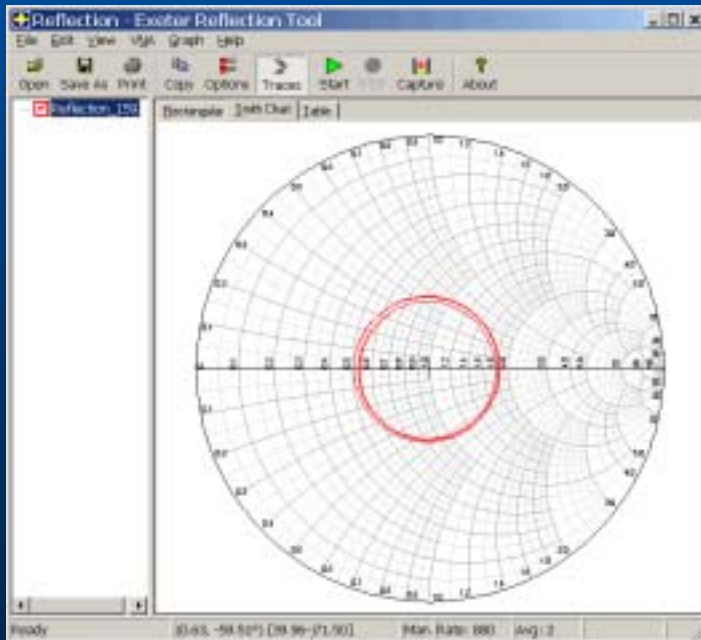
N2PK DOS - Reflection



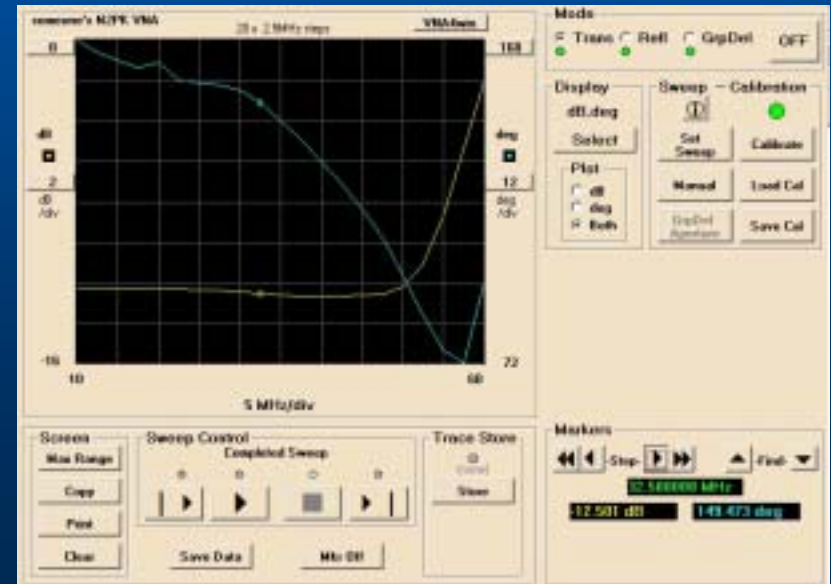
N2PK DOS - Transmission



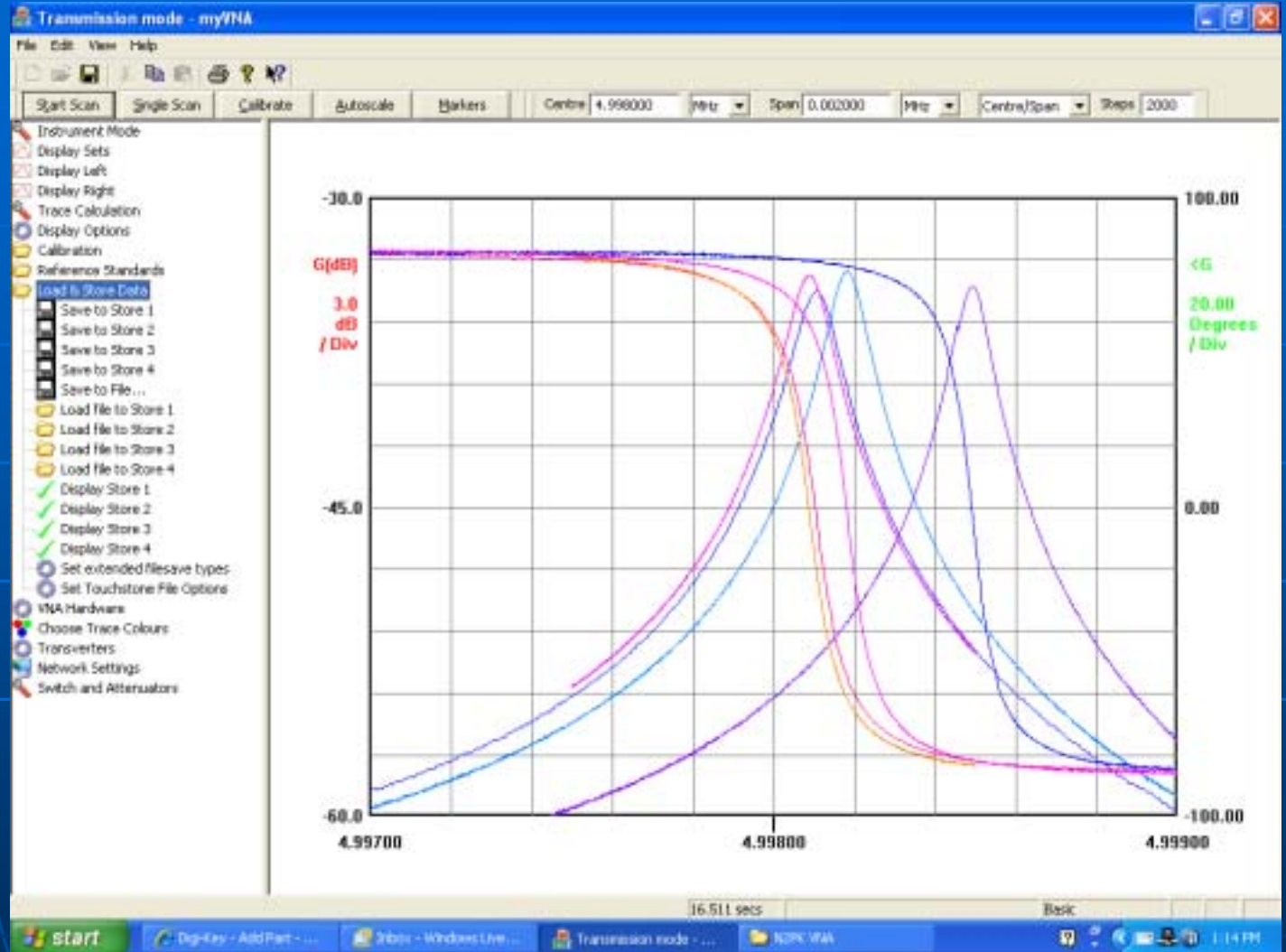
Exeter - Reflection



VNA4win - Transmission



Some Test Results by WRS

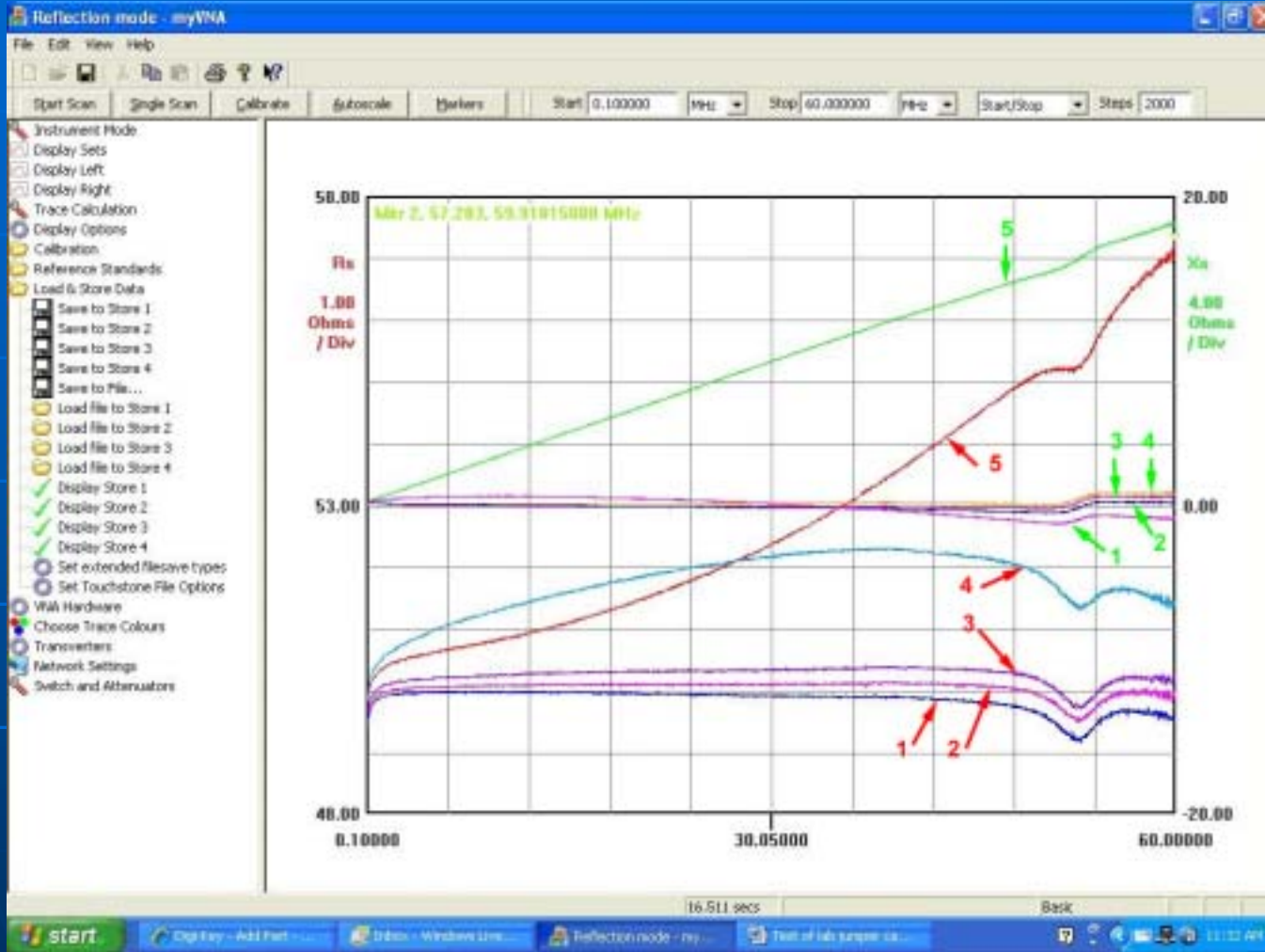


Through Mode: four 5.000Mhz Crystals

Intended for Crystal Lattice Filter

Added by WRS

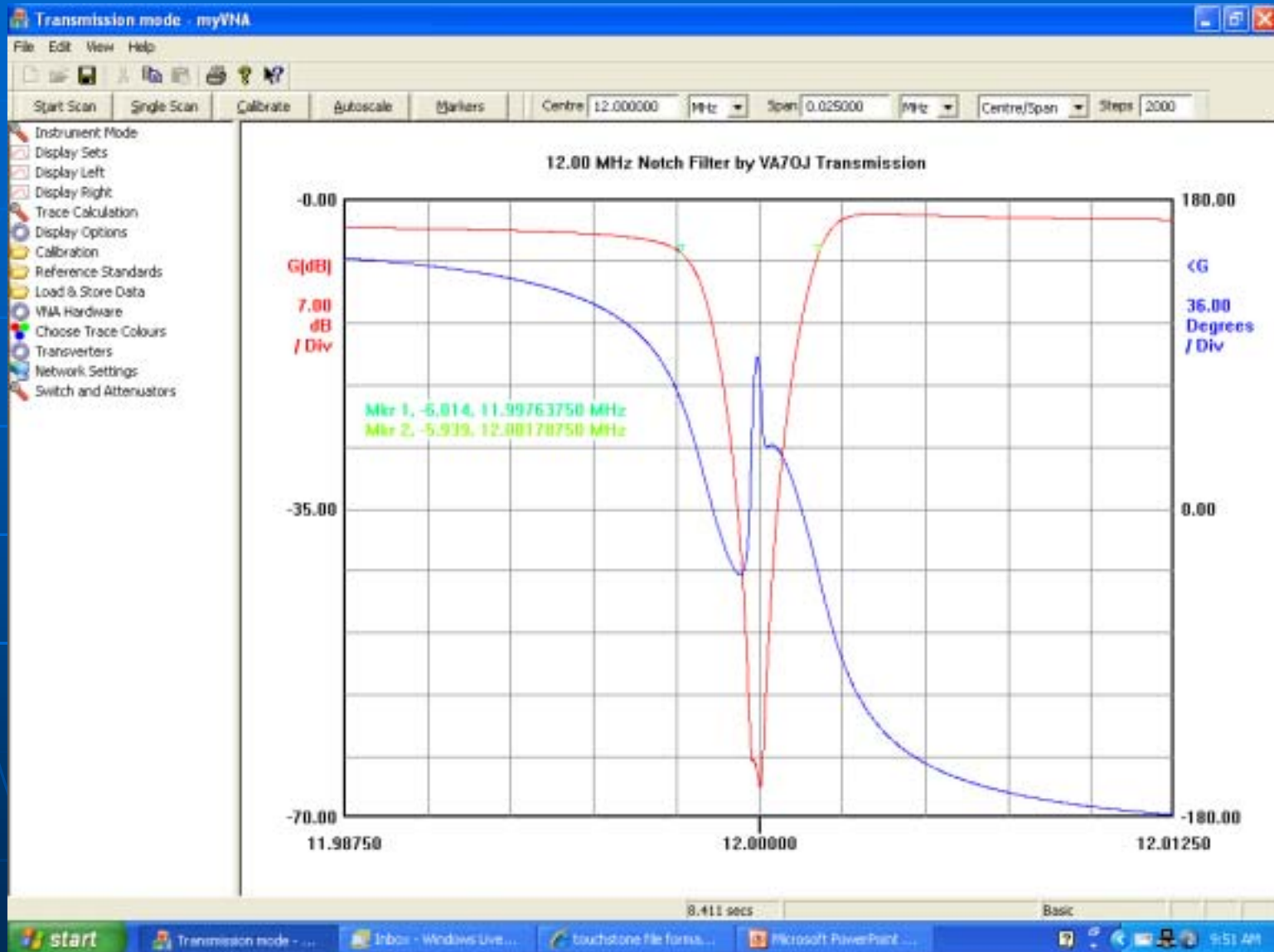
Some Test Results by WRS



1. 50 ohm calibration
2. Semi rigid jumper SMA to SMA
3. Short jumper SMA to BNC
4. Japanese coax BNC to BNC
5. Swap meet 'lab quality' jumper BNC to BNC

Reflection Mode: testing short jumper cables

Some Test Results by WRS



Four crystal notch filter built by VA70J

Web Resources

- Paul Kiciak, N2PK – documentation, build info, DOS software:
<http://n2pk.com>
- Ivan Makarov, VE3IVM - build info:
<http://www.makarov.ca/vna.htm>
- Agilent - VNA Fundamentals:
<http://cp.literature.agilent.com/litweb/pdf/5965-7707E.pdf>
- Windows software:
 - VNA4win, Roger Blackwell, GM4PMK, & Ian White, GM3SEK:
<http://www.marsport.org.uk/vna4win/index.htm>
 - WinVNA, Joakim Soya, OZ1DUG:
http://www.planker.dk/oz6frs/2004/Projekter/Igang/N2PK/N2PK_VNA.htm
- N2PK-VNA Yahoo group (more than 500 members served):
<http://groups.yahoo.com/group/N2PK-VNA>

Google: N2PK VNA

Live Demo